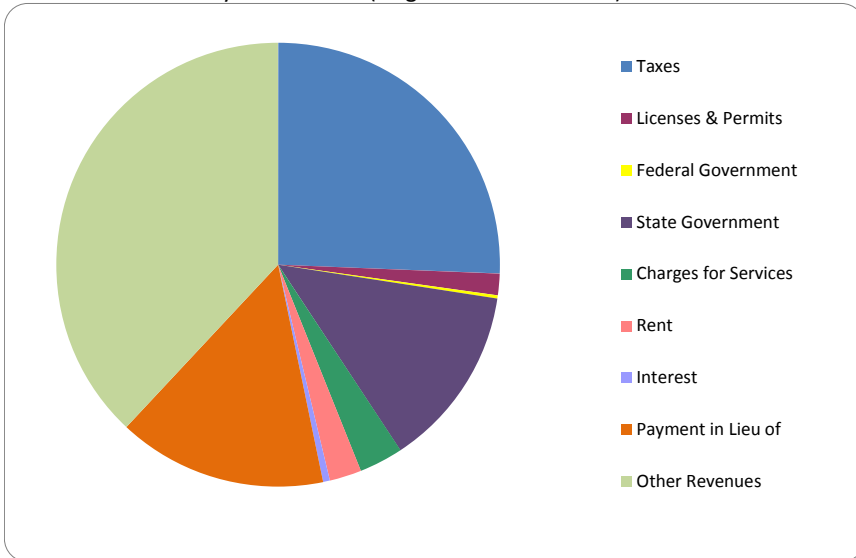


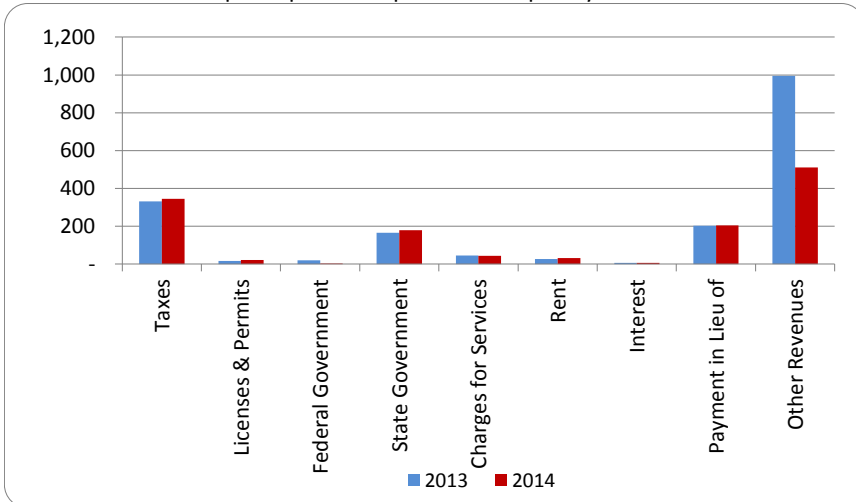
1. Where our money comes from (all governmental funds)



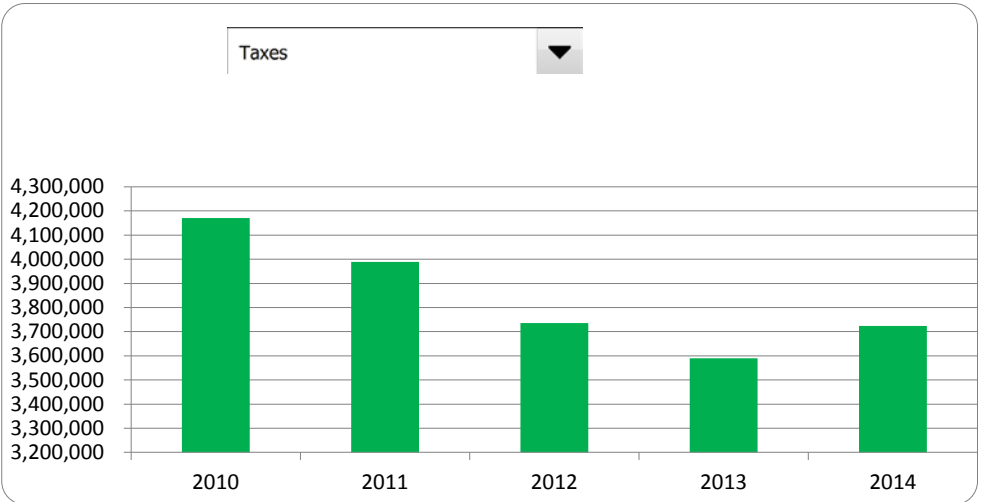
2. Compared to the prior year

	<u>2013</u>	<u>2014</u>	<u>% change</u>
Taxes	\$ 3,589,938	\$ 3,724,181	3.74%
Licenses & Permits	177,323	227,828	28.48%
Federal Government	221,402	33,974	-84.66%
State Government	1,795,512	1,927,004	7.32%
Charges for Services	492,383	466,376	-5.28%
Rent	289,283	337,182	16.56%
Interest	66,799	72,744	8.90%
Payment in Lieu of	2,199,864	2,208,432	0.39%
Other Revenues	10,786,114	5,525,384	-48.77%
Total Revenues	\$ 19,618,618	\$ 14,523,105	-25.97%

3. Revenue sources per capita - compared to the prior year



4. Historical trends of individual sources

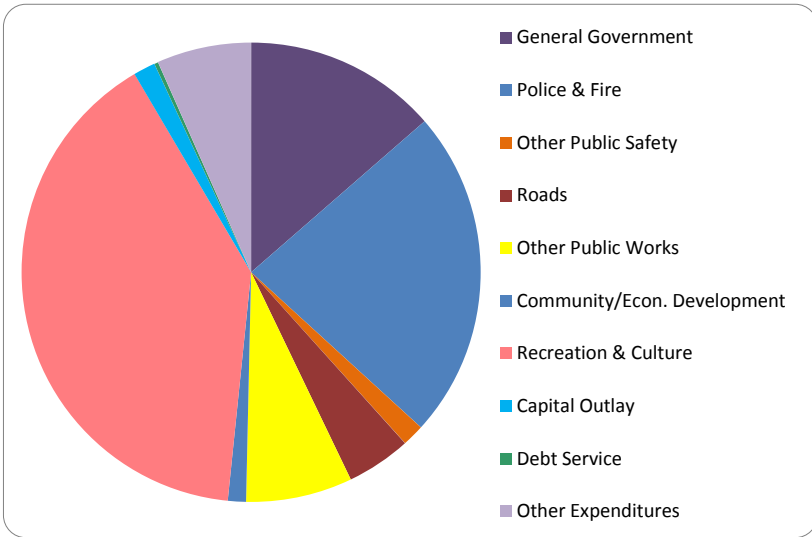


Commentary: For 2014 Other Revenues includes a \$3,833,000 donation from a private investor for the continuing construction at the aquatic center and & recreation center.
 For 2013 Federal Government includes \$205,000 Tibbits Restoration Grant; Local Contributions include \$183,000 from private entities to match the Tibbits Project federal grant; Other Revenues includes a \$10,267,000 donation from a private investor for the construction of an aquatic center and & an expanded recreation center.

CITIZEN'S GUIDE TO LOCAL UNIT FINANCES - City of Coldwater (12-2020)

EXPENDITURES

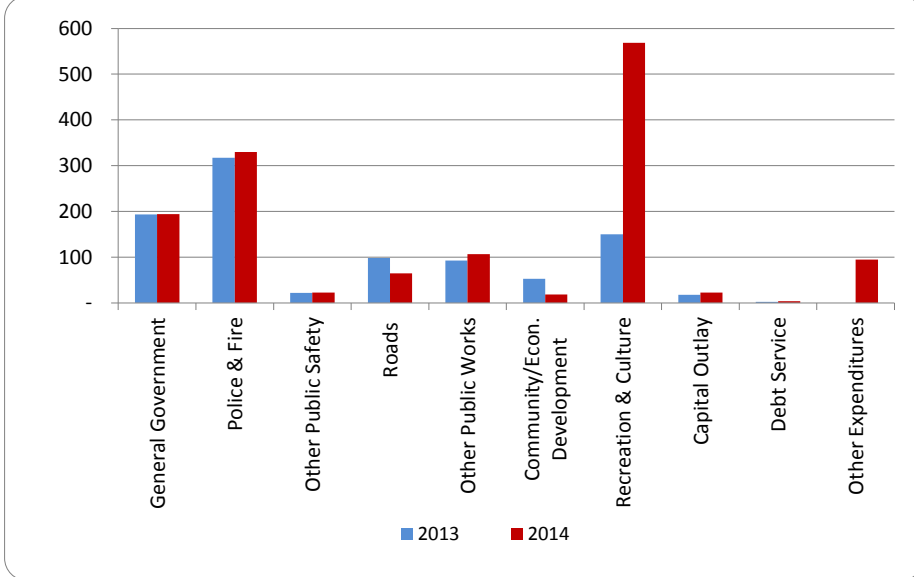
1. Where we spend our money (all governmental funds)



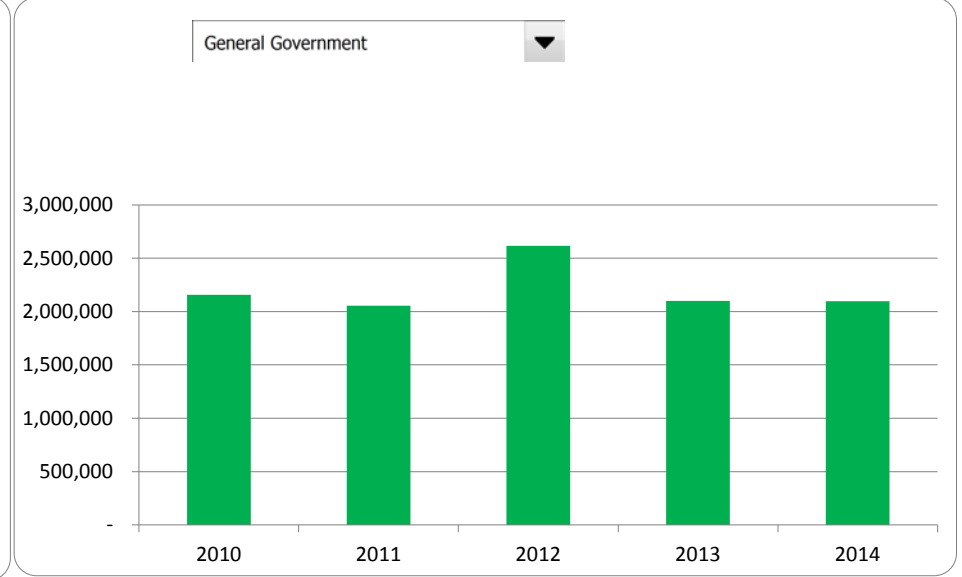
2. Compared to the prior year

	<u>2013</u>	<u>2014</u>	<u>% change</u>
General Government	\$ 2,098,926	\$ 2,097,835	-0.05%
Police & Fire	3,442,055	3,567,897	3.66%
Other Public Safety	233,602	239,745	2.63%
Roads	1,063,801	698,836	-34.31%
Other Public Works	1,003,852	1,153,371	14.89%
Health & Welfare	-	-	N/A
Community/Econ. Development	568,044	196,568	-65.40%
Recreation & Culture	1,624,307	6,147,640	278.48%
Capital Outlay	192,456	238,807	24.08%
Debt Service	23,904	41,499	73.61%
Other Expenditures	-	1,024,570	N/A
Total Expenditures	\$ 10,250,947	\$ 15,406,768	50.30%

3. Spending per capita - compared to the prior year



4. Historical trends of individual departments:

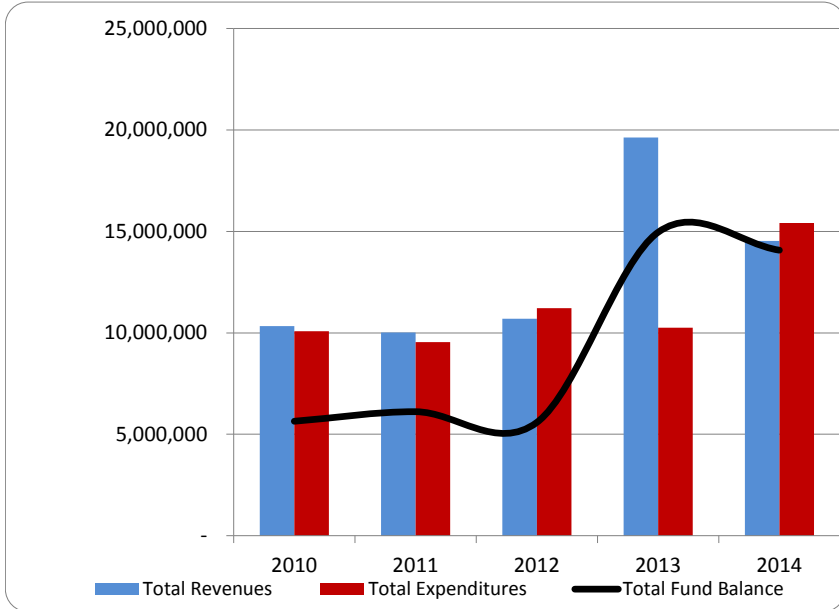


Commentary: For 2014 Recreation & Cultural includes \$5,404,000 for the aquatic & recreation center projects; Other expenditures include \$1,025,000 of grant funds returned to the State of Michigan. For 2013 Community/Econ. Development includes \$388,000 in Tibbits Restoration Project expenditures; Recreational & Cultural includes \$829,000 for aquatic and recreation center.

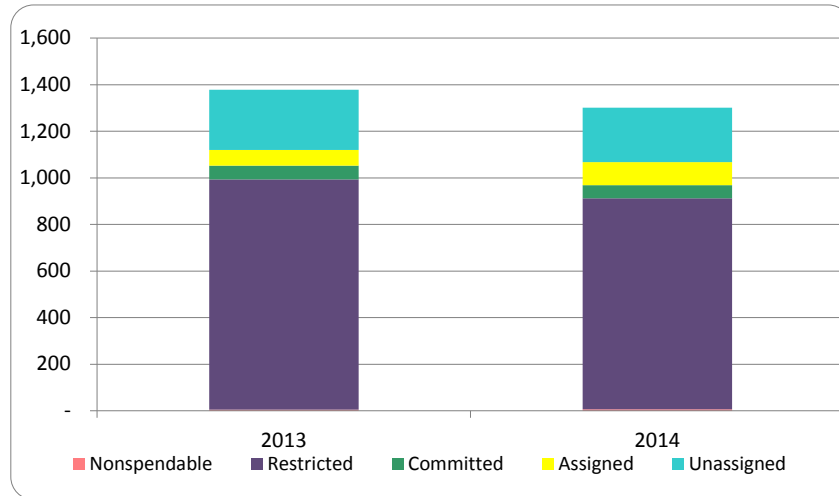
For more information on our unit's finances, contact Tom Eldridge at 517-279-6912.

CITIZEN'S GUIDE TO LOCAL UNIT FINANCES - City of Coldwater (12-2020)

1. How have we managed our governmental fund resources (fund balance)?



3. Fund balance per capita - compared to the prior year

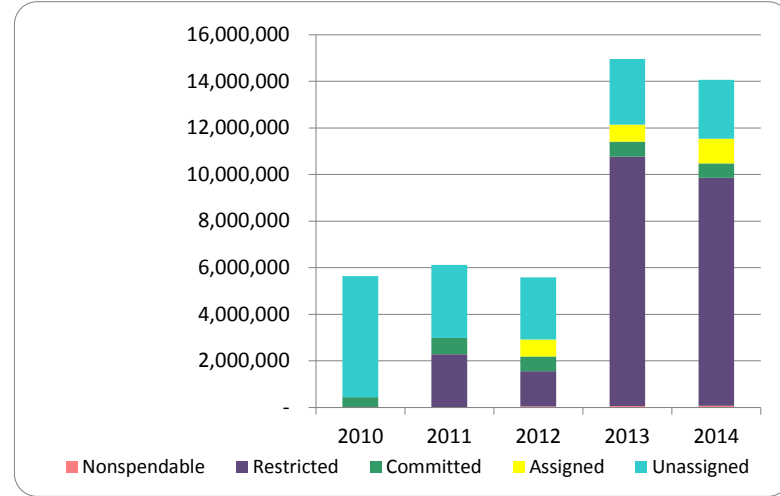


FINANCIAL POSITION

2. Compared to the prior year

	2013	2014	% change
Revenue	19,618,618	14,523,105	-25.97%
Expenditures	10,250,947	15,406,768	50.30%
Surplus (shortfall)	9,367,671	(883,663)	-109.43%
Fund balance, by component:			
Nonspendable	57,710	68,260	18.28%
Restricted	10,716,605	9,790,124	-8.65%
Committed	635,628	614,196	-3.37%
Assigned	735,839	1,063,597	44.54%
Unassigned	2,808,855	2,534,797	-9.76%
total fund balance	14,954,637	14,070,974	-5.91%

4. Historical trends of individual components

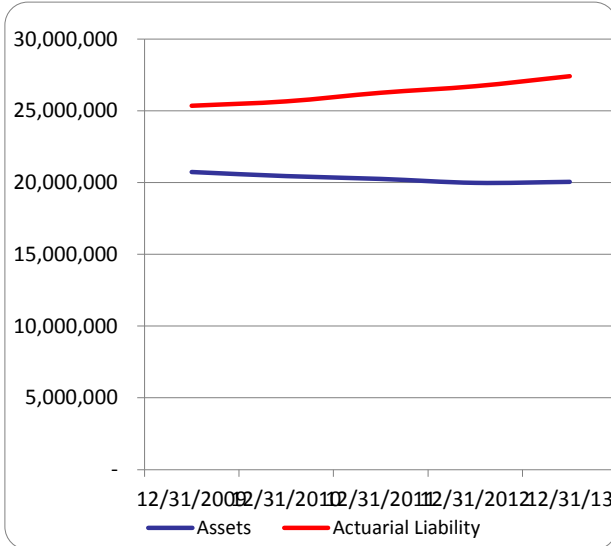


Commentary: Increase in 2013 Surplus and Restricted Fund Balance is due to contributions for the aquatic and recreation centers that have not been spent as of 6/30/14. Construction started on these projects in January, 2014 and finished in January, 2015. Much of the expenditures associated with these projects happened in the 2014 & 2015 FY's so we will see a reduction in overall fund balance once 2015 data is included

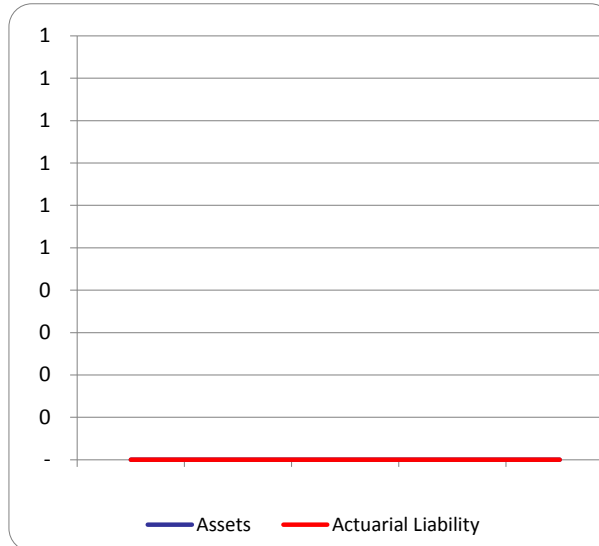
CITIZEN'S GUIDE TO LOCAL UNIT FINANCES - City of Coldwater (12-2020)

OTHER LONG TERM OBLIGATIONS

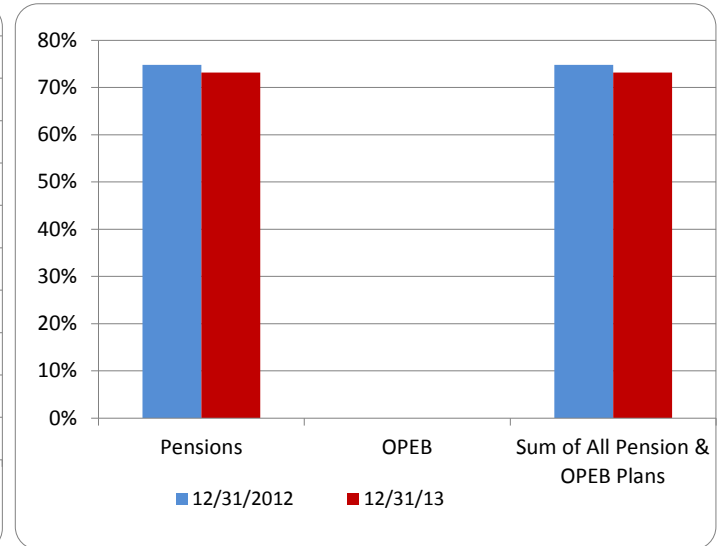
1. Pension funding status



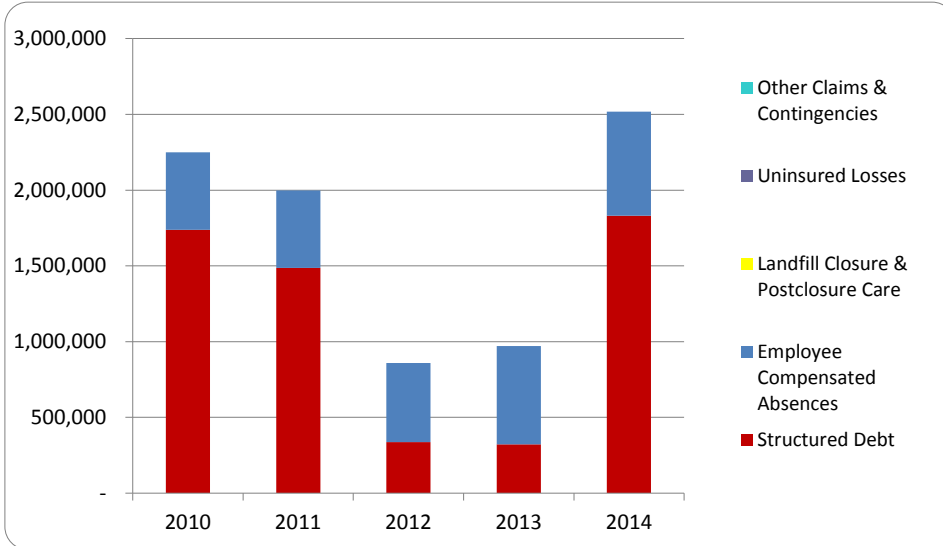
2. Retiree Health care funding status



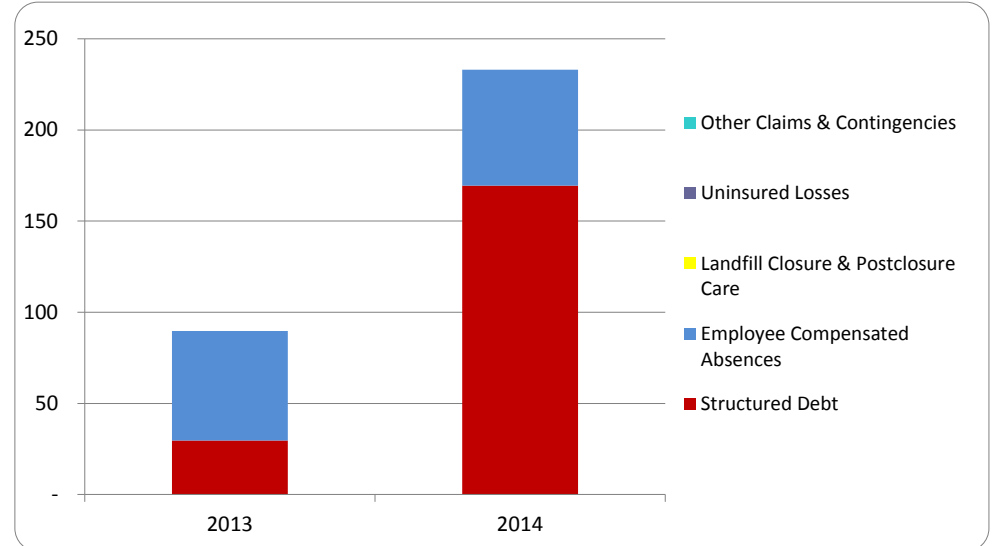
3. Percent funded - compared to the prior year



4. Long Term Debt obligations:



5. Debt & other long term obligations per capita - compared to the prior year



Commentary: Debt increased in 2014 as the City borrowed \$1,526,000 as its share of the aquatic and recreation center projects. Coldwater has no unfunded OPEB. Coldwater does not have retiree health for its employees or retirees.

For more information on our unit's finances, contact Tom Eldridge at 517-279-6912.