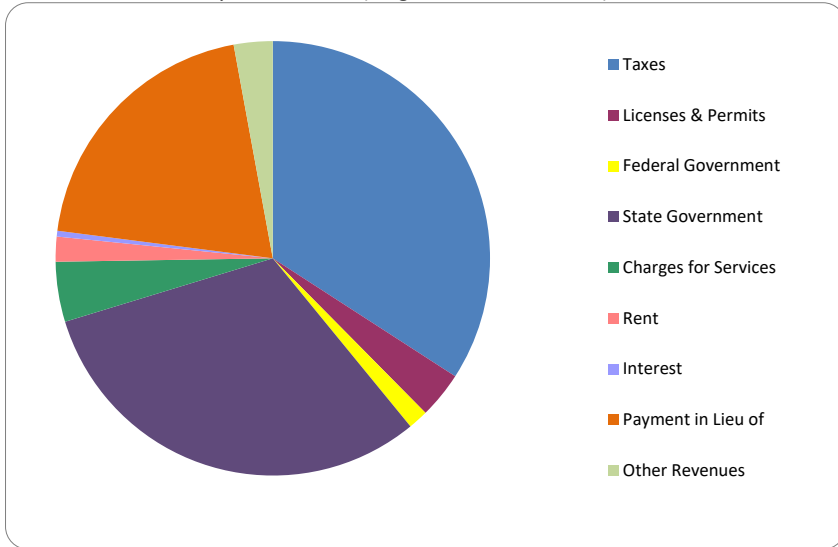


CITIZEN'S GUIDE TO LOCAL UNIT FINANCES - City of Coldwater (12-2020)

REVENUES

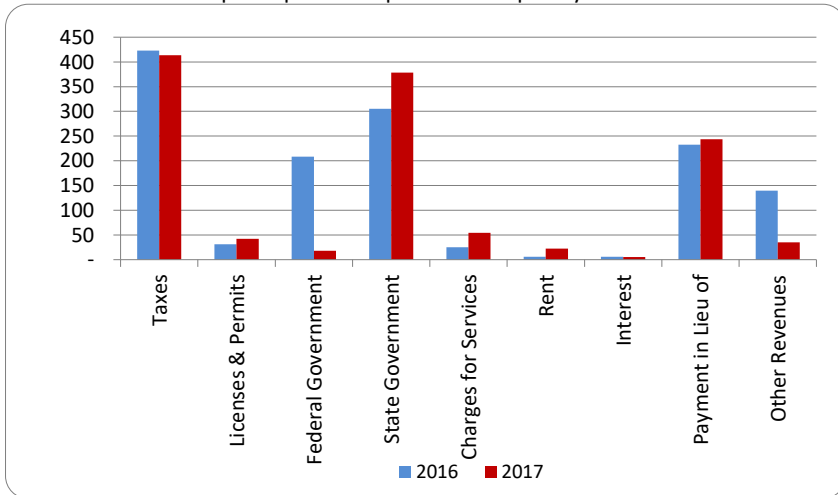
1. Where our money comes from (all governmental funds)



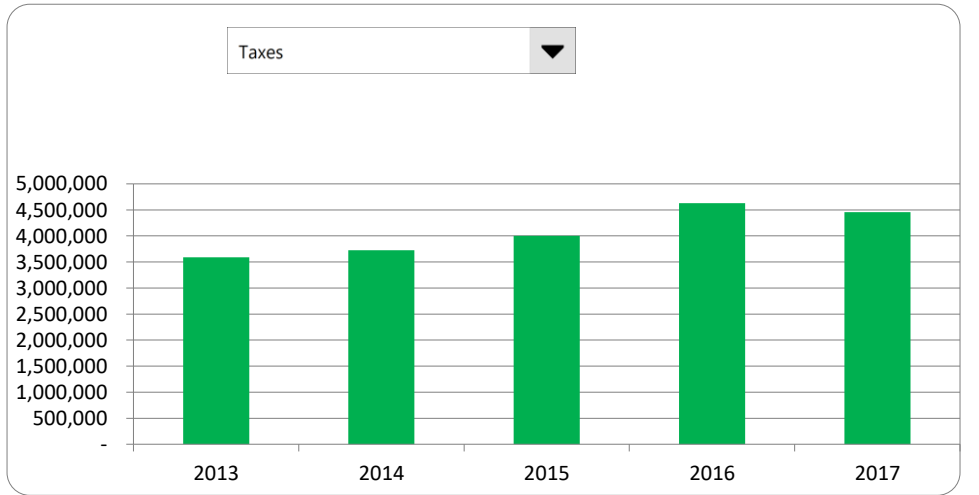
2. Compared to the prior year

	<u>2016</u>	<u>2017</u>	<u>% change</u>
Taxes	\$ 4,630,938	\$ 4,457,656	-3.74%
Licenses & Permits	\$ 341,048	\$ 451,806	32.48%
Federal Government	\$ 2,283,388	\$ 193,884	-91.51%
State Government	\$ 3,343,171	\$ 4,074,535	21.88%
Charges for Services	\$ 588,903	\$ 583,174	-0.97%
Rent	\$ 273,766	\$ 241,878	-11.65%
Interest	\$ 61,853	\$ 55,861	-9.69%
Payment in Lieu of	\$ 2,543,184	\$ 2,622,324	3.11%
Other Revenues	1,530,568	377,397	-75.34%
Total Revenues	\$ 15,596,819	\$ 13,058,515	-16.27%

3. Revenue sources per capita - compared to the prior year



4. Historical trends of individual sources



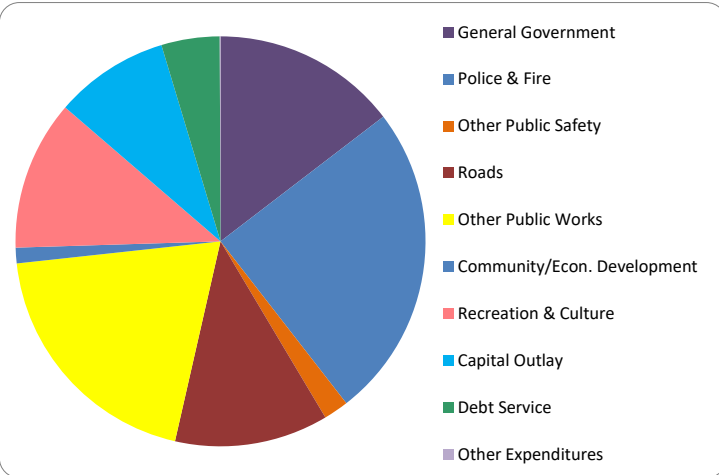
Commentary: For 2017 Taxes included \$598,000 of Road millage. State government included \$615,000 SAW grant and \$936,000 MDOT road grant. Other Revenue includes \$200,000 of excess funds received from the State reimbursing the City for losses due to changes in the personal property tax law. For 2016, Federal Govt. included \$2,218,000 of pass through grants related to a construction project and Other Revenue included \$850,000 of Rec Bond proceeds.

For more information on our unit's finances, contact Tom Eldridge at 517-279-6912.

CITIZEN'S GUIDE TO LOCAL UNIT FINANCES - City of Coldwater (12-2020)

EXPENDITURES

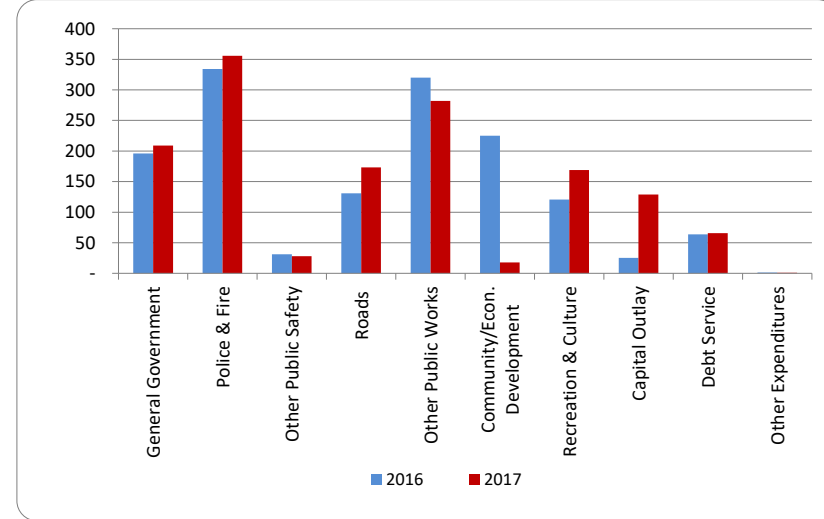
1. Where we spend our money (all governmental funds)



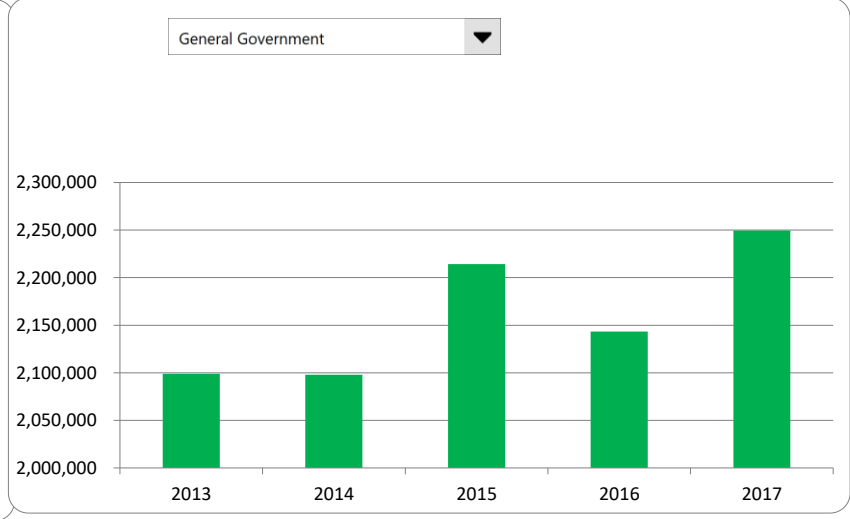
2. Compared to the prior year

	<u>2016</u>	<u>2017</u>	<u>% change</u>
General Government	\$ 2,143,267	\$ 2,249,622	4.96%
Police & Fire	\$ 3,658,092	\$ 3,834,964	4.84%
Other Public Safety	\$ 342,593	\$ 302,953	-11.57%
Roads	\$ 1,433,498	\$ 1,866,975	30.24%
Other Public Works	\$ 3,503,504	\$ 3,037,661	-13.30%
Health & Welfare	\$ -	\$ -	N/A
Community/Econ. Development	\$ 2,463,128	\$ 189,954	-92.29%
Recreation & Culture	\$ 1,319,343	\$ 1,820,696	38.00%
Capital Outlay	\$ 274,844	\$ 1,389,610	405.60%
Debt Service	\$ 697,602	\$ 708,015	1.49%
Other Expenditures	\$ 14,735	\$ 9,467	-35.75%
Total Expenditures	\$ 15,850,606	\$ 15,409,917	-2.78%

3. Spending per capita - compared to the prior year



4. Historical trends of individual departments:

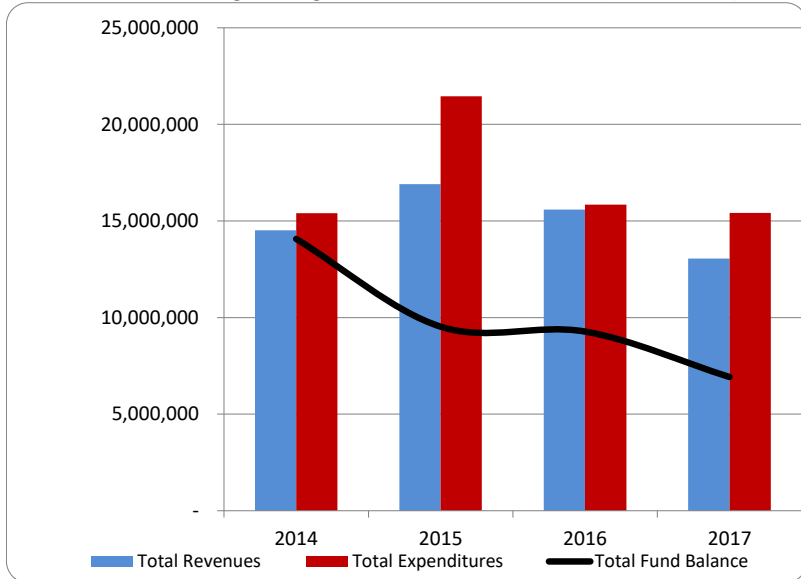


Commentary: For 2017 Roads include \$1,285,000 spent on Fiske Road construction. Other Public Works includes \$660,000 on SAW grant spending. Recreation and Culture includes \$903,000 spent on the tennis and splash park projects. Capital Outlay includes a \$540,000 pumper truck for the fire department, \$217,000 CAT loader, and \$130,000 JAWS truck. Debt Service includes \$475,000 principal paid on road bonds. For 2016 Roads include \$450,000 spent on Fiske road construction. Other Public Works includes \$2,007,000 of road bond proceeds spent on City streets and \$534,000 on SAW grant spending. Economic Development includes \$2,218,000 of construction project pass through costs. Debt Service includes \$475,000 principal paid on road bonds.

For more information on our unit's finances, contact Tom Eldridge at 517-279-6912.

CITIZEN'S GUIDE TO LOCAL UNIT FINANCES - City of Coldwater (12-2020)

1. How have we managed our governmental fund resources (fund balance)?

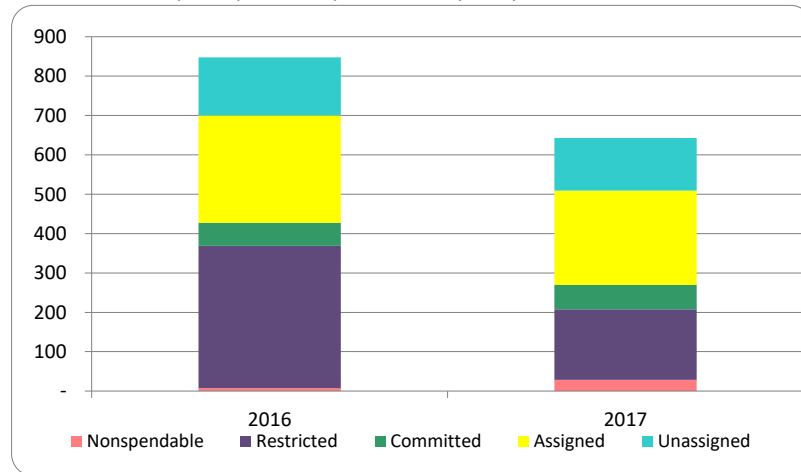


FINANCIAL POSITION

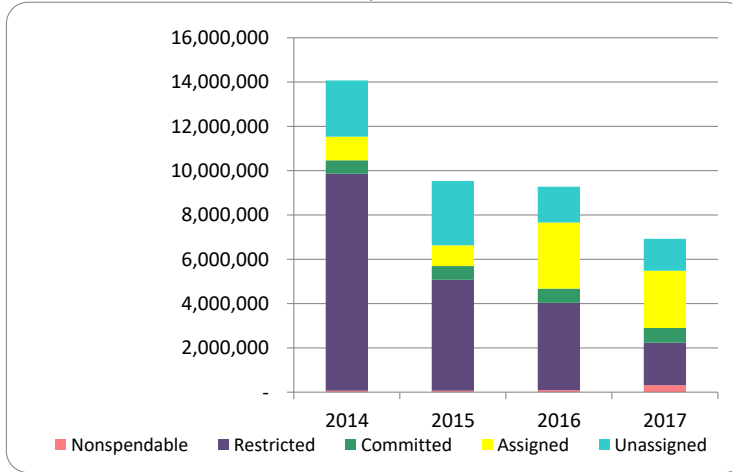
2. Compared to the prior year

	2016	2017	% change
Revenue	15,596,819	13,058,515	-16.27%
Expenditures	15,850,606	15,409,917	-2.78%
Surplus (shortfall)	(253,787)	(2,351,402)	826.53%
Fund balance, by component:			
Nonspendable	82,742	309,235	273.73%
Restricted	3,952,940	1,924,873	-51.31%
Committed	642,534	666,804	3.78%
Assigned	2,980,888	2,584,135	-13.31%
Unassigned	1,615,834	1,438,490	-10.98%
Total fund balance	9,274,938	6,923,537	-25.35%

3. Fund balance per capita - compared to the prior year



4. Historical trends of individual components



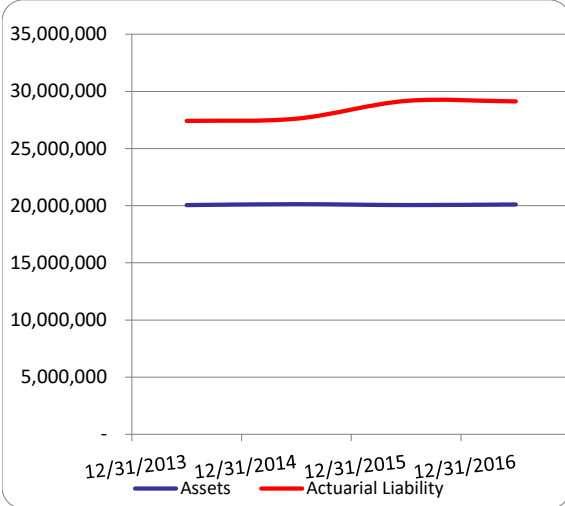
Commentary: In 2017, decrease of \$2.4 million in fund balance from prior year included \$1.6 million of road bond funds being spent on road projects and \$600,000 of expenditures related to the completion of the tennis and splash projects.

For more information on our unit's finances, contact Tom Eldridge at 517-279-6912.

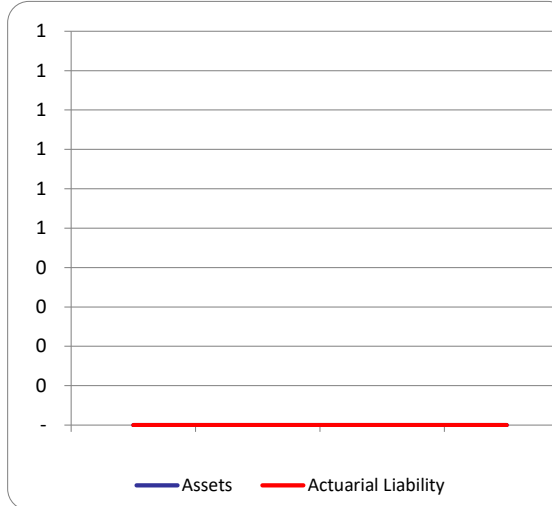
CITIZEN'S GUIDE TO LOCAL UNIT FINANCES - City of Coldwater (12-2020)

OTHER LONG TERM OBLIGATIONS

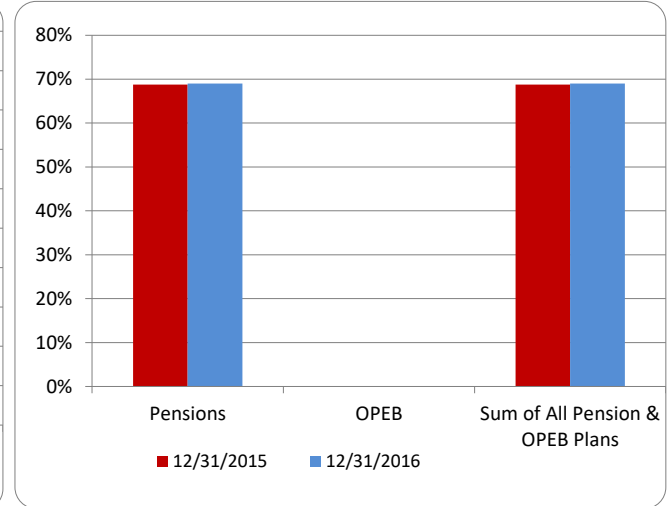
1. Pension funding status



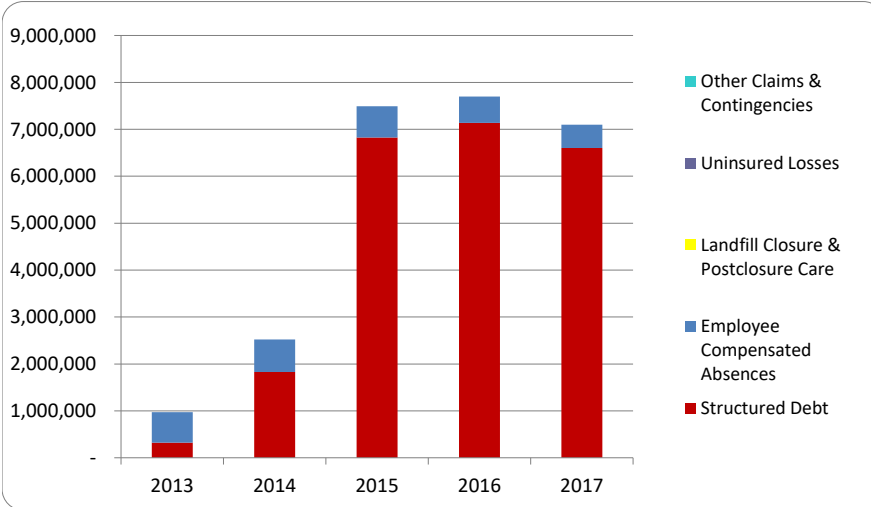
2. Retiree Health care funding status



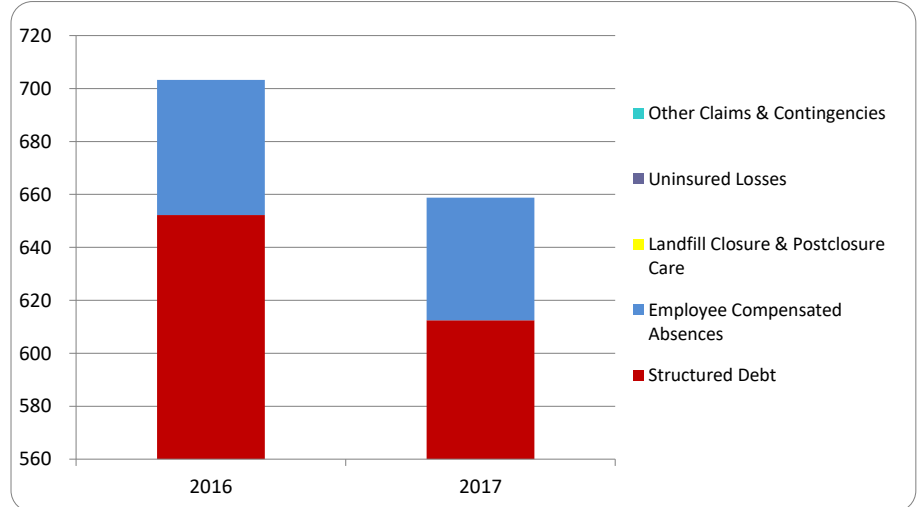
3. Percent funded - compared to the prior year



4. Long Term Debt obligations:



5. Debt & other long term obligations per capita - compared to the prior year



Commentary: Coldwater issued \$1.5 million in bonds in 2014 for the aquatic & recreation center projects, \$5 million of road bonds in 2015, and \$850,000 of recreation bonds in 2016. The road bonds are being paid back through a voter approved millage. Note that the pension plan information includes that of both governmental employees as well as those working in the City's utility funds. Coldwater has no unfunded OPEB and does not have retiree health for its current or past employees.

For more information on our unit's finances, contact Tom Eldridge at 517-279-6912.